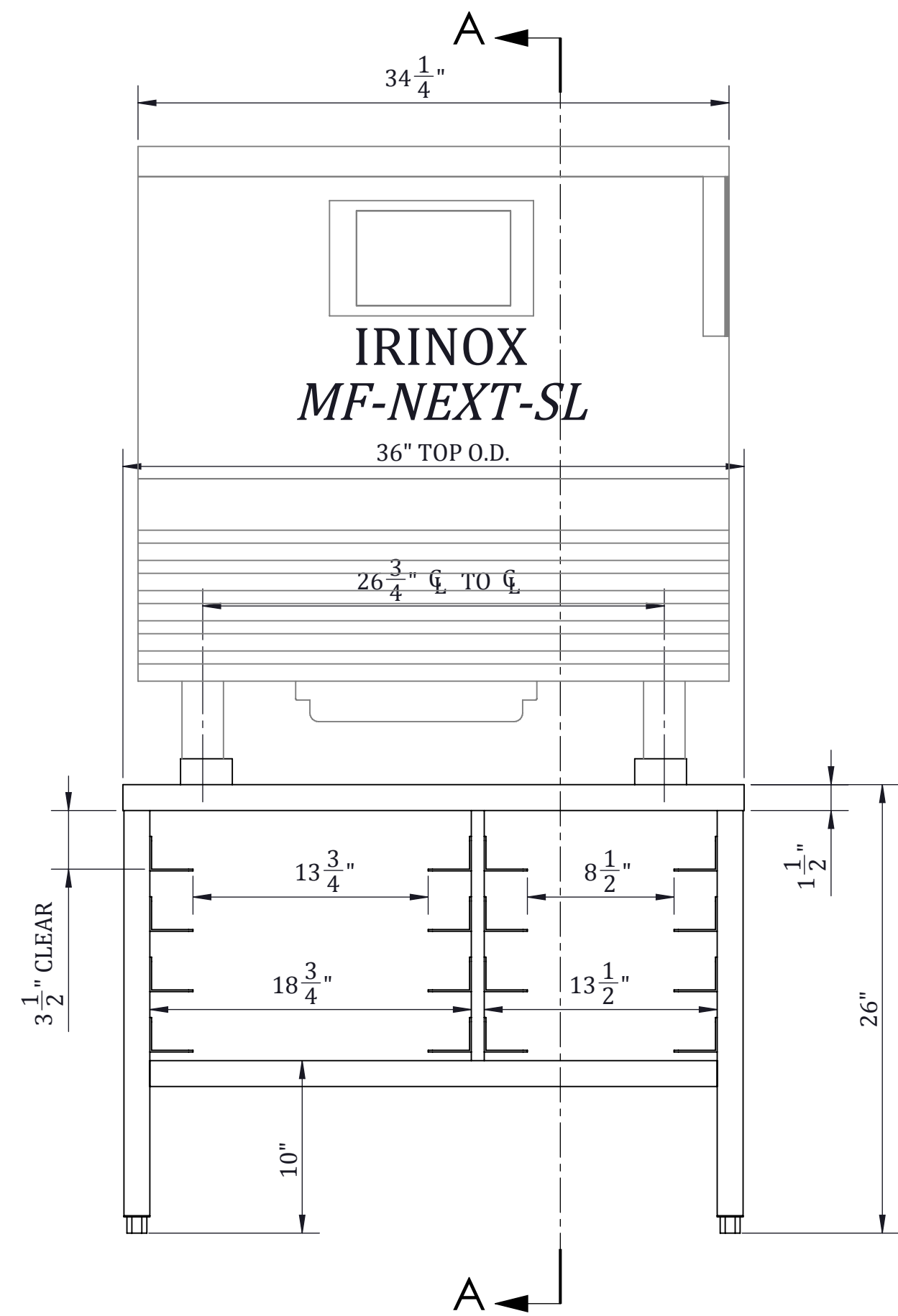
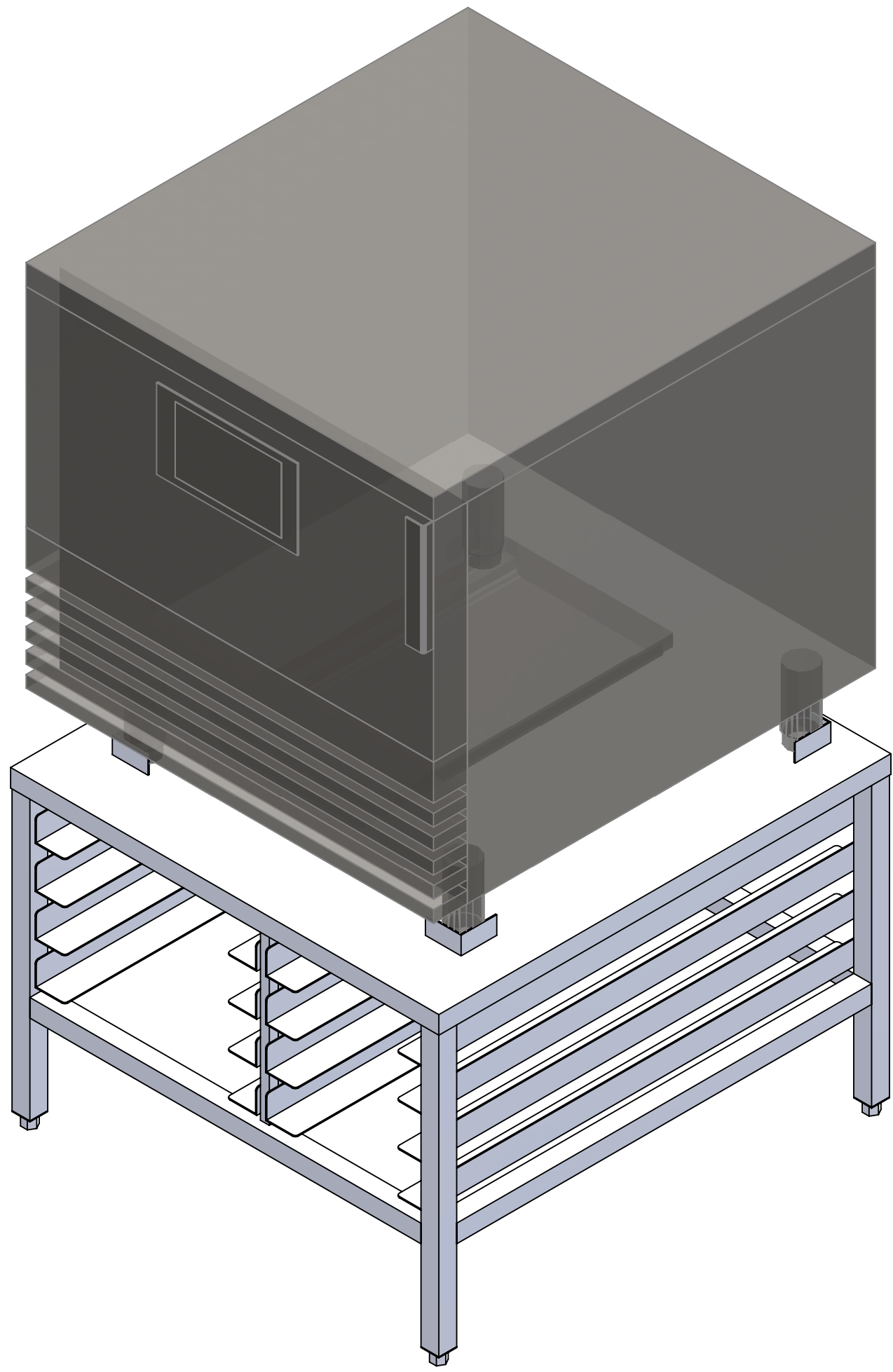


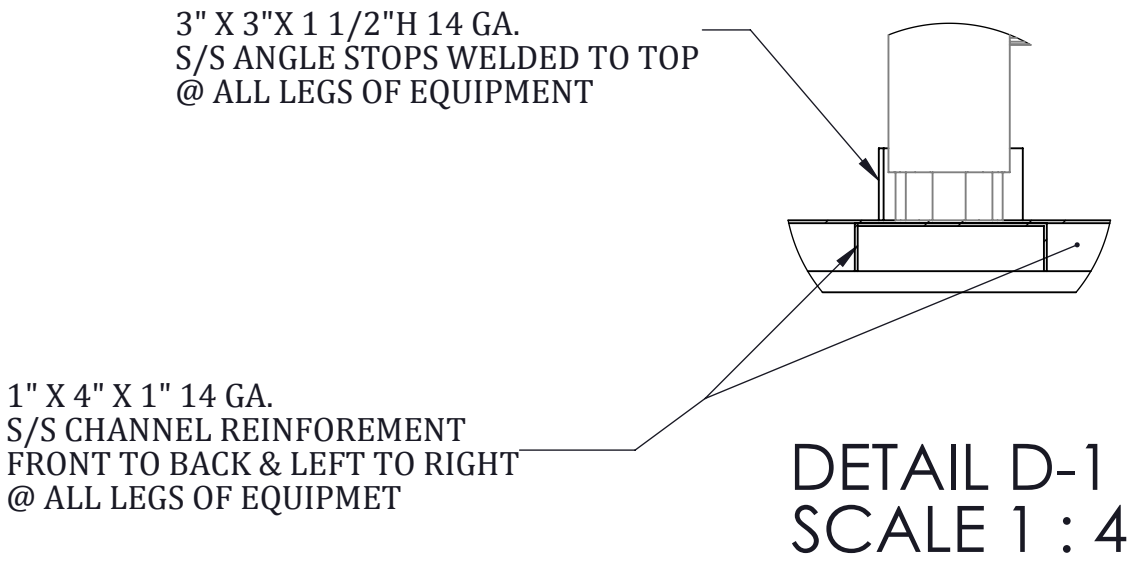
TOP DOWN PLAN VIEW
SCALE: 1 1/2"= 1'-0"



FRONT ELEVATION VIEW
SCALE: 1 1/2"= 1'-0"

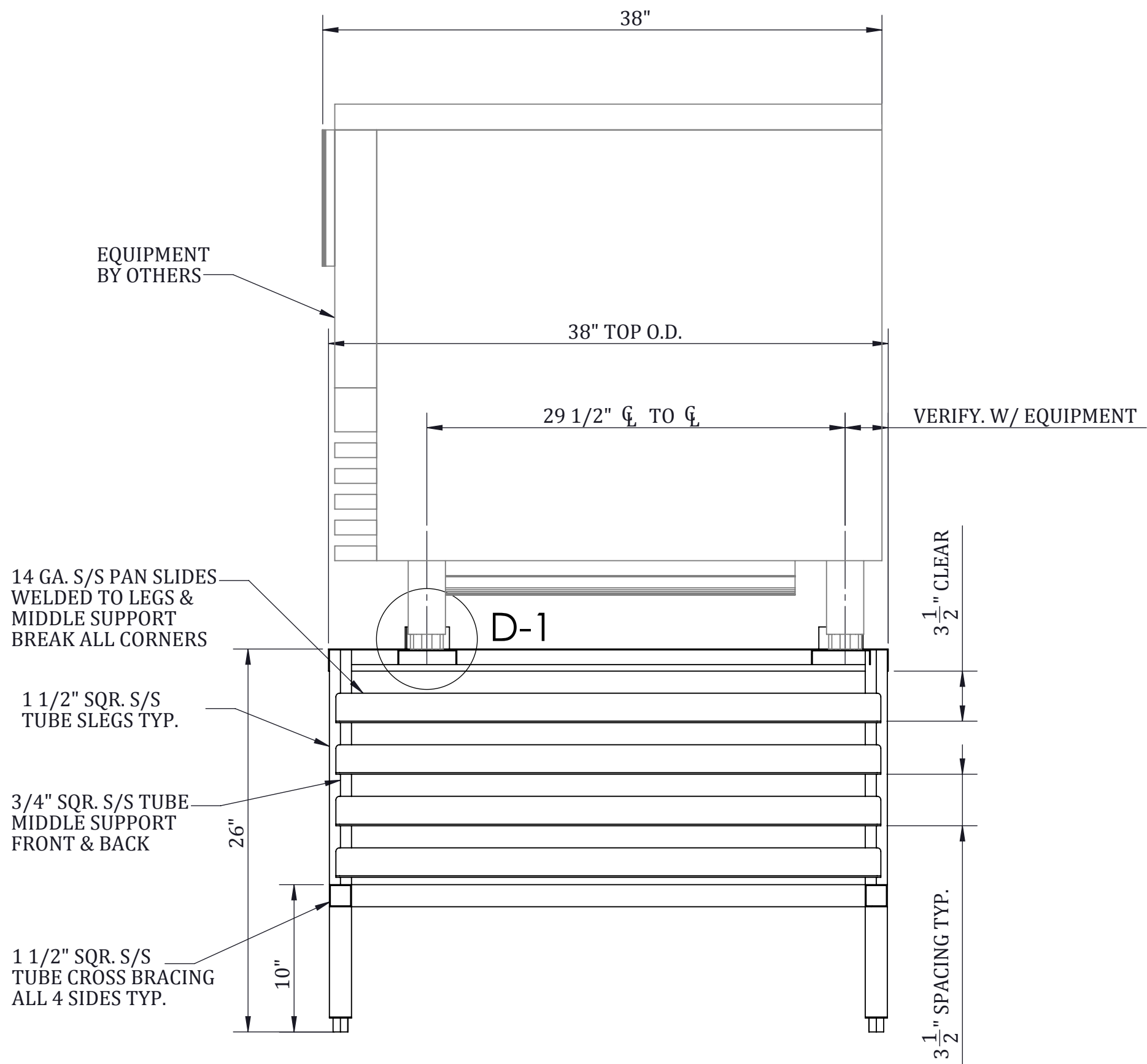


ISOMETRIC VIEW



STATIONARY EQUIPMENT STAND *MF-NEXT-SL*

- NOTES:
- 1) TOP TO BE 14 GA. S/S W/ ALL EDGES FORMED DN. & CORNERS WELDED
 - 2) LEGS TO BE 1 1/2" SQR. S/S TUBE FULLY WELDED
 - 3) CROSS BRACING TO BE 1 1/2" SQR. S/S TUBE FULLY WELDED
 - 4) CHANNEL REINFORCEMENT TO BE 1" X 4" X 1" 14 GA. S/S
 - 5) MIDDLE SUPPORT TO BE 3/4" SQR. S/S TUBE FULLY WELDED
 - 6) PAN SLIDES TO BE 14 GA. S/S WELDED IN PLACE AS SHOWN
 - 7) ALL DIMENSIONS TO BE VERIFIED PRIOR TO FABRICATION



SECTION A-A



CUSTOM METALS OF MASSACHUSETTS, INC.
10 CALIPER RD. WHITMAN, MA. 02382
TELEPHONE: (781)-447-8090
FAX: (781)-447-8095

DRAWN BY:	NPR	REVISION DATES
ISSUE DATE:	10/11/21	REV. A 03/15/19
SCALE:	AS NOTED	REV. B 10/11/21

PROJECT:	MF NEXT SL EQUIPMENT STAND
FOR:	IRINOX NORTH AMERICA
ITEM #	- 1

FS-1
REV.B

ALL DIMENSIONS MUST BE VERIFIED PRIOR TO FABRICATION. ONCE THE DRAWING IS APPROVED ALL THE EQUIPMENT WILL BE BUILT AS SHOWN ON THE APPROVED SET OF DRAWINGS. IN ADDITION TO DIMENSIONS, ALL THE CUTOUTS SHOULD BE VERIFIED TO ENSURE THE PROPER FIT AND LOCATIONS. ALL CHANGES SHOULD BE MADE ON THIS DRAWING AND SIGNED OFF BY THE INDIVIDUAL OR INDIVIDUALS REQUESTING ALL THE CHANGES TO BE MADE BY CMM.

THIS DRAWING IS THE PROPERTY OF CUSTOM METALS OF MASSACHUSETTS, INC. (CMM) AND IS TO REMAIN IN THE POSSESSION OF OUR REPRESENTATIVE UNLESS PERMISSION IS GIVEN BY CMM AND MUST BE RETURNED WHEN REQUESTED.